



PRODUCT DATA SHEET

F012-3S4 - 1/2" MECHANICAL FLOWMETER WITH HEAVY DUTY MECHANICAL DISPLAY

The M Series 1/2" MECHANICAL FLOWMETER are suitable for flows between 2 – 30 L/min (0.53 - 7.93 GPM), providing highly accurate flow measurement performance. The M Series offers ±1.00% accuracy of true reading in a compact footprint, requiring no flow conditioning and with high pressure and temperature capabilities.

Key features include:

- Cast Aluminium construction
- FKM (Viton) seals
- Maximum flow rate 30 L/min / 7.93 GPM
- Accuracy of ±1.00% of reading
- Exceptional repeatability of ±0.03%
- Temperature up to 80 °C / 176 °F
- 1 point factory calibration as standard, with additional points upon request

SPECIFICATIONS



F012-3S4

		F012-3S4		
Material of construction	Meter Body	Cast Aluminium		
	Rotor	PPS		
	Seals	FKM (Viton)		
Design Specifications		1/2" NPT Thread [w/ litres mech display]		
Process Connections		1/2" NPT Thread [w/ litres mech display]		
Technical Specifications		min	max	
	Flow rate			
	< 5cPr	3	25	L/min
		0.79	6.60	GPM
	> 5cP	2	30	L/min
		0.53	7.93	GPM
	Non lubricating fluids	-	30	L/min
		-	7.93	GPM
Operating Temperature Range**		-40	80	°C
		-40	176	°F
	Accuracy (±%)	1.00%		
	Repeatability (±%)	0.03%		
	Nominal K-Factor	- Pulses/Litre - Pulses/Gallon		

OUTPUT TYPE



HEAVY DUTY MECHANICAL DISPLAY

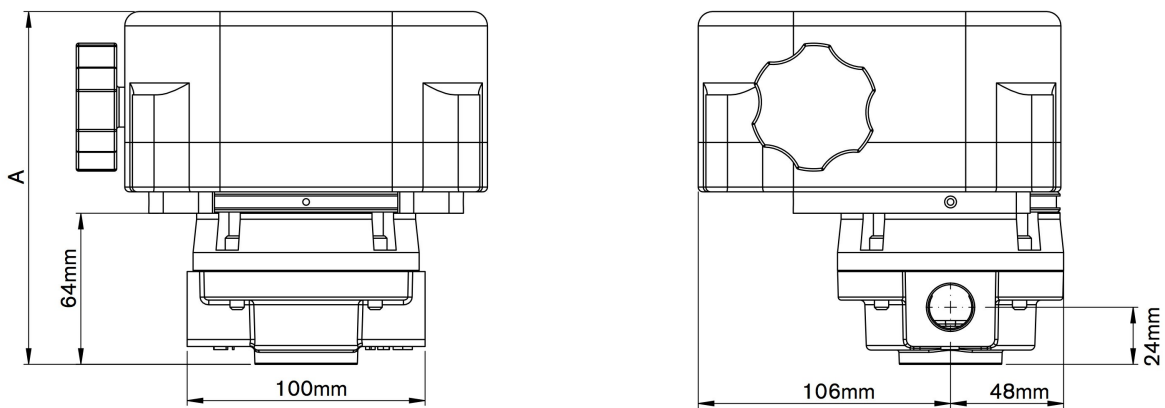
		Heavy Duty Mechanical	
Construction		Aluminium	
IP Rating		IP67	
Temp		Min: - Max: - °C	
		Min: - Max: - °F	
EX Approvals		-	
		Please refer to instruction manual and certification documentation for product appropriate certification information	
Display			
Digit size (upper/lower)		17mm/6mm	
Accumulated total		✓	
Resettable total		✓	
Preset total		✗	
Flow rate		✗	
Outputs			
4-20 mA (passive)		✗	
Pulse/Transistor Output		✗	
Flow Alarm		✗	
Batch Control output		✗	



macnaught

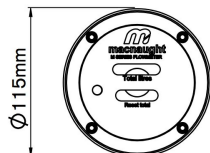
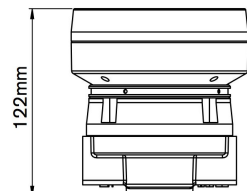
PRODUCT DATA SHEET

F012-1S4
M012-1S4
S012-1S4



DISPLAY HEIGHT - A

TYPE 3
MECHANICAL REGISTER - STANDARD



TYPE 4
MECHANICAL REGISTER - HEAVY DUTY

